

By E-filing

Date 8th November, 2017

BSE Ltd. 1 st Floor, New Trading Ring, Rotunda Building, P.J. Tower, Dalal Street, Fort, MUMBAI-400 001 e-mail- corp.relations@bseindia.com Fax-022-22723121/1278/1557/3354 Thru : BSE Listing Centre	National Stock Exchange of India Ltd., Exchange Plaza, 5 th Floor, Plot No. C/1, G Block, Bandra-Kurla Complex, Bandra (E), MUMBAI-400 051 e-mail cmlist@nse.co.in Fax-022-26598237/8238/8347/8348 Thru : NEAPS
STOCK CODE: 533655	STOCK CODE: TRITURBINE
Sub : Outcome of the Board Meeting held on November 8, 2017	

Dear Sir,

This is to inform you that the Board of Directors of the Company at their meeting held today have considered and approved –

- (a) the Un- audited financial Results of the Company (Stand-alone and consolidated) for the Q2 and Half year ended September 30, 2017;
- (b) the payment of Interim dividend of Re.0.45 per equity share of Re 1 each of the Company for the financial year 2017-18 which will be paid to equity shareholders of the Company whose name appear on the Register of Members of the Company or in the record of the Depositories as beneficial owners of the shares as on Tuesday, November 21, 2017 which is the record date fixed for the purpose. The Interim Dividend will be paid to the equity shareholders of the Company on November 30, 2017.

A Copy of the Un-audited financial Results (Stand-alone and consolidated) for the Q2 and half year ended September 30, 2017 alongwith limited review report of the auditors are enclosed .

The meeting of the Board commenced at 9.30 a.m. and concluded at 2.30 p.m. You are requested to please bring this to the notice of all concerned.

Thanking you,
Yours faithfully,

For Triveni Turbine Ltd.



Rajiv Sawhney
Company Secretary
Encl: As above

Walker Chandiook & Co LLP

Walker Chandiook & Co LLP
(Formerly Walker, Chandiook & Co)
5th Floor, No. 65/2, Block "A",
Bagmane Tridib, Bagmane Tech Park
C V Raman Nagar, Bengaluru 560093
India

T +91 80 4243 0700
F +91 80 4126 1228

Independent Auditor's Review Report on Standalone Quarterly Financial Results and Year to Date Results of the Company Pursuant to the Regulation 33 of the SEBI (Listing Obligations and Disclosure Requirements) Regulations, 2015

To the Board of Directors of Triveni Turbine Limited

1. We have reviewed the accompanying statement of unaudited standalone financial results ('Statement') of Triveni Turbine Limited ('the Company') for the quarter ended 30 September 2017 and the year to date results for the period 1 April 2017 to 30 September 2017, being submitted by the Company pursuant to the requirements of Regulation 33 of the SEBI (Listing Obligations and Disclosure Requirements) Regulations, 2015. This Statement is the responsibility of the Company's Management and has been approved by the Board of Directors. Our responsibility is to issue a report on the Statement based on our review.
2. We conducted our review in accordance with the Standard on Review Engagement (SRE) 2410, Review of Interim Financial Information Performed by the Independent Auditor of the Entity, issued by the Institute of Chartered Accountants of India. This standard requires that we plan and perform the review to obtain moderate assurance as to whether the Statement is free of material misstatement. A review is limited primarily to inquiries of company personnel and analytical procedures, applied to financial data and thus provides less assurance than an audit. We have not performed an audit and accordingly, we do not express an audit opinion.
3. Based on our review conducted as above, nothing has come to our attention that causes us to believe that the accompanying Statement prepared in accordance with applicable Indian Accounting Standards specified under Section 133 of the Companies Act, 2013 and SEBI Circulars CIR/CFD/CMD/15/2015 dated 30 November 2015 and CIR/CFD/FAC/62/2016 dated 5 July 2016, and other recognised accounting practices and policies has not disclosed the information required to be disclosed in accordance with the requirements of Regulation 33 of the SEBI (Listing Obligations and Disclosure Requirements) Regulations, 2015, including the manner in which it is to be disclosed, or that it contains any material misstatement.



Walker Chandiook & Co LLP

4. The review of unaudited standalone financial results for the quarter ended 30 June 2017, for the quarter and six months period ended 30 September 2016 and audit of the standalone financial results for the year ended 31 March 2017, included in the Statement was carried out and reported by J.C. Bhalla and Co., Chartered Accountants vide their unmodified reports dated 9 August 2017, 15 November 2016 and 18 May 2017 respectively, whose reports have been furnished to us by the management and which have been relied upon by us for the purpose of our review of the Statement. Our review report is not modified in respect of this matter.

Walker Chandiook & Co LLP
For Walker Chandiook & Co LLP
Chartered Accountants
Firm Registration No: 001076N/N500013

Vijay V. Singh
per Vijay Vikram Singh
Partner
Membership No.: 059139

Bengaluru
8 November 2017



TRIVENI TURBINE LIMITED
 Regd. Office: A-44, Hosiery Complex, Phase II Extension, Noida, U.P. - 201 305
 Corp. Office: 15-16 Express Trade Towers, 8th Floor, Sector-16A, Noida, U.P. - 201 301
 CIN : L29110UP1995PLC041834

(₹ in lakhs, except per share data)


Particulars	Statement of standalone unaudited financial results for the quarter and six months ended September 30, 2017					
	Three months ended			Six months ended		Year ended
	September 30, 2017 Unaudited	June 30, 2017 Unaudited	September 30, 2016 Unaudited	September 30, 2017 Unaudited	September 30, 2016 Unaudited	March 31, 2017 Audited
1. Revenue from operations	21703	12121	20568	33824	36426	75372
2. Other income	165	110	1003	275	1435	2857
Total income	21868	12231	21571	34099	37861	78229
3. Expenses						
(a) Cost of materials consumed	9327	6135	10327	15462	20794	38652
(b) Changes in inventories of finished goods and work-in-progress	2808	(187)	1154	2621	(1563)	330
(c) Excise duty on sale of goods	-	222	488	222	856	2096
(d) Employee benefits expense	2217	1750	1588	3967	3858	7425
(e) Finance costs	14	8	-	22	3	33
(f) Depreciation and amortisation expense	407	503	340	910	696	1480
(g) Other expenses	2753	2326	2869	5079	5165	10552
Total expenses	17526	10757	16766	28283	29809	60568
4. Profit from continuing operations before exceptional items	4342	1474	4805	5816	8052	17661
5. Exceptional items (net)- income/(expense)	-	-	-	-	-	-
6. Profit from continuing operations before tax	4342	1474	4805	5816	8052	17661
7. Tax expense:						
- Current tax	1458	485	1678	1943	2685	5848
- Deferred tax	52	27	(74)	79	(26)	195
	1510	512	1604	2022	2659	6043
8. Net profit from continuing operations after tax	2832	962	3201	3794	5393	11618
9. Profit/(loss) from discontinued operations	-	-	-	-	-	-
10. Tax expense of discontinued operations	-	-	-	-	-	-
11. Profit/(loss) from discontinued operations (after tax)	-	-	-	-	-	-
12. Net profit for the period	2832	962	3201	3794	5393	11618
13. Other comprehensive income						
A. (i) Items that will not be reclassified to profit or loss	-	-	-	-	-	(199)
(ii) Income tax relating to items that will not be reclassified to profit or loss	-	-	-	-	-	69
B. (i) Items that will be reclassified to profit or loss	(156)	13	-	(143)	-	-
(ii) Income tax relating to items that will be reclassified to profit or loss	54	(5)	-	49	-	-
	(102)	8	-	(94)	-	(130)
14. Total comprehensive income for the period	2730	970	3201	3700	5393	11488
15. Paid up equity share capital (face value ₹ 1/-)	3300	3300	3300	3300	3300	3300
16. Other equity						36271
17. Earnings per share of ₹ 1/- each (for continuing and total operations) - not annualised						
(a) Basic (in ₹)	0.86	0.29	0.97	1.15	1.63	3.52
(b) Diluted (in ₹)	0.86	0.29	0.97	1.15	1.63	3.52



Triveni Turbine Limited
Standalone statement of assets and liabilities

(₹ in lakhs)

Particulars	As at September 30, 2017	As at March 31, 2017
	Unaudited	Audited
ASSETS		
Non-current assets		
Property, plant and equipment	22284	22658
Capital work-in-progress	1633	1030
Intangible assets	494	528
Investments in subsidiary and joint venture	985	985
Financial assets		
i. Trade receivables	130	125
ii. Loans	4	4
iii. Other financial assets	53	54
Other non-current assets	1835	1906
Income tax assets (net)	127	127
Total non-current assets	27545	27417
Current assets		
Inventories	13417	14587
Financial assets		
i. Investments	3413	401
ii. Trade receivables	15405	14894
iii. Cash and cash equivalents	454	873
iv. Bank balances other than cash and cash equivalents	12	11
v. Loans	14	24
vi. Other financial assets	20	527
Other current assets	5238	3923
	37973	35240
Assets classified as held for sale	61	61
Total current assets	38034	35301
Total assets	65579	62718
EQUITY AND LIABILITIES		
Equity		
Equity share capital	3300	3300
Other equity	36993	36271
Total equity	40293	39571
LIABILITIES		
Non-current liabilities		
Financial liabilities		
i. Borrowings	18	24
Provisions	791	741
Deferred tax liabilities (net)	1118	1088
Total non-current liabilities	1927	1853
Current liabilities		
Financial liabilities		
i. Trade payables	10247	9216
ii. Other financial liabilities	280	1350
Other current liabilities	11968	9354
Provisions	741	701
Income tax liabilities (net)	123	673
Total current liabilities	23359	21294
Total liabilities	25286	23147
Total equity and liabilities	65579	62718




TRIVENI TURBINE LIMITED

Notes to the standalone financial results for the quarter and six months ended September 30, 2017:

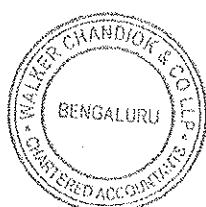
1. The Company primarily operates in a single reportable segment - Power Generating Equipment and Solutions.
2. Post implementation of Goods and Service Tax ("GST") with effect from July 1, 2017, revenue from operations is disclosed net of GST. Revenue from operations for the earlier periods included excise duty which is now subsumed in the GST. Revenue from operations for the six months ended September 30, 2017 includes excise duty up to June 30, 2017. Accordingly, revenue from operations for the quarter and six months ended September 30, 2017 are not comparable with those of the previous periods presented.
3. Final dividend @ 75% (i.e. ₹ 0.75 per equity share of ₹ 1/- each) for the financial year 2016-17 aggregating to ₹ 2979 lakhs (including dividend tax) has been paid during the quarter ended September 30, 2017.
4. The Board of Directors has approved payment of interim dividend @ 45% (i.e. ₹ 0.45 per equity share of ₹ 1/- each) for the financial year ending March 31, 2018.
5. The above unaudited standalone financial results of the Company for the quarter and six months ended September 30, 2017 have been reviewed and recommended for adoption by the Audit Committee and approved by the Board of Directors of the Company at their meetings on November 7, 2017 and November 8, 2017 respectively. The Statutory Auditors have carried out limited review of the above financial results.

For Triveni Turbine Limited



Dhruv M. Sawhney
Chairman & Managing Director

Place : New Delhi
Date : November 8, 2017



Walker ChandioK & Co LLP


Walker ChandioK & Co LLP
(Formerly Walker, ChandioK & Co)
5th Floor, No. 65/2, Block "A",
Bagmane Tridib, Bagmane Tech Park
C V Raman Nagar, Bengaluru 560093
India

T +91 80 4243 0700
F +91 80 4126 1228

Independent Auditor's Review Report on Consolidated Quarterly Financial Results and Year to Date Results of the Company Pursuant to the Regulation 33 of the SEBI (Listing Obligations and Disclosure Requirements) Regulations, 2015

To the Board of Directors of Triveni Turbine Limited

1. We have reviewed the accompanying statement of unaudited consolidated financial results ('Statement') of Triveni Turbine Limited ('the Company') and its subsidiaries (the Company and its subsidiaries together referred to as 'the Group'), and jointly controlled entity (Refer Annexure 1 for the list of subsidiaries, associates and jointly controlled entity in the Statement) for the quarter ended 30 September 2017 and the consolidated year to date results for the period 1 April 2017 to 30 September 2017, being submitted by the Company pursuant to the requirements of Regulation 33 of the SEBI (Listing Obligations and Disclosure Requirements) Regulations, 2015. This Statement is the responsibility of the Company's management and has been approved by the Board of Directors. Our responsibility is to issue a report on the Statement based on our review.
2. We conducted our review in accordance with the Standard on Review Engagement (SRE) 2410, Review of Interim Financial Information Performed by the Independent Auditor of the Entity, issued by the Institute of Chartered Accountants of India. This standard requires that we plan and perform the review to obtain moderate assurance as to whether the Statement is free of material misstatement. A review is limited primarily to inquiries of company personnel and analytical procedures, applied to financial data and thus provides less assurance than an audit. We have not performed an audit and accordingly, we do not express an audit opinion.
3. Based on our review conducted as above, nothing has come to our attention that causes us to believe that the accompanying Statement prepared in accordance with applicable Indian Accounting Standards specified under Section 133 of the Companies Act, 2013 and SEBI Circulars CIR/CFD/CMD/15/2015 dated 30 November 2015 and CIR/CFD/FAC/62/2016 dated 5 July 2016, and other recognised accounting practices and policies has not disclosed the information required to be disclosed in accordance with the requirements of Regulation 33 of the SEBI (Listing Obligations and Disclosure Requirements) Regulations, 2015, including the manner in which it is to be disclosed, or that it contains any material misstatement.



Walker Chandiook & Co LLP

Independent Auditor's Review Report on Consolidated Quarterly Financial Results and Year to Date Results of the Company Pursuant to the Regulation 33 of the SEBI (Listing Obligations and Disclosure Requirements) Regulations, 2015 (Cont'd)

4. The review of unaudited consolidated financial results for the quarter ended 30 June 2017, for the quarter and six months period ended 30 September 2016 and audit of the consolidated financial results for the year ended 31 March 2017, included in the Statement was carried out and reported by J.C. Bhalla and Co., Chartered Accountants vide their unmodified reports dated 9 August 2017, 15 November 2016 and 18 May 2017 respectively, whose reports have been furnished to us by the management and which have been relied upon by us for the purpose of our review of the Statement. Our review report is not modified in respect of this matter.

Walker Chandiook & Co LLP

For Walker Chandiook & Co LLP

Chartered Accountants

Firm Registration No: 001076N/N500013

Vijay V Singh

per Vijay Vikram Singh

Partner

Membership No.: 059139

Bengaluru

8 November 2017



Walker Chandniok & Co LLP

Independent Auditor's Review Report on Consolidated Quarterly Financial Results and Year to Date Results of the Company Pursuant to the Regulation 33 of the SEBI (Listing Obligations and Disclosure Requirements) Regulations, 2015 (Cont'd)

Annexure 1

List of entities included in the Statement

Subsidiaries:

- (a) Triveni Turbines Europe Private Limited
- (b) Triveni Turbines DMCC

Joint venture:

- (a) GE Triveni Limited

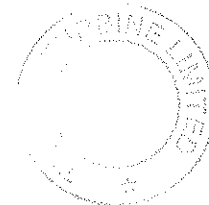


TRIVENI TURBINE LIMITED
 Regd. Office: A-44, Hoshery Complex, Phase II Extension, Noida, U.P. - 201 305
 Corp. Office: 15-16 Express Trade Towers, 8th Floor, Sector-16A, Noida, U.P. - 201 301
 CIN : L29110UP1995PLC041834

(₹ in lakhs, except per share data)

Statement of consolidated unaudited financial results for the quarter and six months ended September 30, 2017

Particulars	Three months ended			Six months ended		Year ended
	September 30, 2017 Unaudited	June 30, 2017 Unaudited	September 30, 2016 Unaudited	September 30, 2017 Unaudited	September 30, 2016 Unaudited	March 31, 2017 Audited
1. Revenue from operations	21969	12391	20671	34360	37206	76557
2. Other income	179	83	1011	262	1463	2899
Total income	22148	12474	21682	34622	38669	79456
3. Expenses						
(a) Cost of materials consumed	9310	6166	10401	15476	21386	38654
(b) Changes in inventories of finished goods and work-in-progress	2808	(187)	1154	2621	(1563)	330
(c) Excise duty on sale of goods	-	222	488	222	856	2096
(d) Employee benefits expense	2418	1917	1740	4335	4186	8093
(e) Finance costs	14	8	-	22	3	33
(f) Depreciation and amortisation expense	407	504	340	911	696	1480
(g) Other expenses	2745	2441	2645	5186	4714	10745
Total expenses	17702	11071	16768	28773	30278	61431
4. Profit from continuing operations before share of profit/(loss) from a joint venture and exceptional items	4446	1403	4914	5849	8391	18025
5. Share of profit / (loss) of joint venture	(83)	389	125	306	426	435
6. Profit from continuing operations before exceptional items and tax	4363	1792	5039	6155	8817	18460
7. Exceptional items (net)- income/(expense)	-	-	-	-	-	-
8. Profit from continuing operations before tax	4363	1792	5039	6155	8817	18460
9. Tax expense:						
- Current tax	1468	485	1686	1953	2732	5910
- Deferred tax	52	27	(74)	79	(26)	195
	1520	512	1612	2032	2706	6105
10. Net profit from continuing operations after tax	2843	1280	3427	4123	6111	12355
11. Profit/(loss) from discontinued operations	-	-	-	-	-	-
12. Tax expense of discontinued operations	-	-	-	-	-	-
13. Profit/(loss) from discontinued operations (after tax)	-	-	-	-	-	-
14. Net profit for the period	2843	1280	3427	4123	6111	12355
Net profit for the period attributable to:						
- Owners of the parent	2843	1280	3427	4123	6111	12355
- Non-controlling interest	-	-	-	-	-	-
15. Other comprehensive income						
A. (i) Items that will not be reclassified to profit or loss	-	-	-	-	-	(199)
(ii) Income tax relating to items that will not be reclassified to profit or loss	-	-	-	-	-	69
B. (i) Items that will be reclassified to profit or loss	(135)	21	(17)	(114)	(12)	(32)
(ii) income tax relating to items that will be reclassified to profit or loss	54	(5)	-	49	-	-
	(81)	16	(17)	(65)	(12)	(162)
Other comprehensive income attributable to:						
- Owners of the parent	(81)	16	(17)	(65)	(12)	(162)
- Non-controlling interest	-	-	-	-	-	-
16. Total comprehensive income for the period	2762	1296	3410	4058	6099	12193
Total comprehensive income attributable to:						
- Owners of the parent	2762	1296	3410	4058	6099	12193
- Non-controlling interest	-	-	-	-	-	-
17. Paid up equity share capital (face value ₹ 1/-)	3300	3300	3300	3300	3300	3300
18. Other equity						37046
19. Earnings per share of ₹ 1/- each (for continuing and total operations) - not annualised						
(a) Basic (in ₹)	0.86	0.39	1.04	1.25	1.85	3.74
(b) Diluted (in ₹)	0.86	0.39	1.04	1.25	1.85	3.74



Triveni Turbine Limited
Consolidated statement of assets and liabilities

(₹ in lakhs)

Particulars	As at September 30, 2017	As at March 31, 2017
	Unaudited	Audited
ASSETS		
Non-current assets		
Property, plant and equipment	22288	22661
Capital work-in-progress	1633	1030
Intangible assets	494	529
Investment in joint venture	1621	1315
Financial assets		
i. Trade receivables	130	125
ii. Loans	4	4
iii. Other financial assets	53	54
Other non-current assets	1835	1906
Income tax assets (net)	127	127
Total non-current assets	28185	27751
Current assets		
Inventories	13417	14587
Financial assets		
i. Investments	3413	401
ii. Trade receivables	15547	15071
iii. Cash and cash equivalents	1281	1770
iv. Bank balances other than cash and cash equivalents	12	11
v. Loans	14	24
vi. Other financial assets	30	534
Other current assets	5337	3958
	39051	36356
Assets classified as held for sale	61	61
Total current assets	39112	36417
Total assets	67297	64168
EQUITY AND LIABILITIES		
Equity		
Equity share capital	3300	3300
Other equity	38127	37046
Total equity	41427	40346
LIABILITIES		
Non-current liabilities		
Financial liabilities		
i. Borrowings	18	24
Provisions	843	783
Deferred tax liabilities (net)	1118	1088
Total non-current liabilities	1979	1895
Current liabilities		
Financial liabilities		
i. Trade payables	10486	9437
ii. Other financial liabilities	280	1416
Other current liabilities	12189	9643
Provisions	741	701
Income tax liabilities (net)	195	730
Total current liabilities	23891	21927
Total liabilities	25870	23822
Total equity and liabilities	67297	64168



TRIVENI TURBINE LIMITED


Notes to the consolidated financial results for the quarter and six months ended September 30, 2017:

1. The Company primarily operates in a single reportable segment - Power Generating Equipment and Solutions.
2. Post implementation of Goods and Service Tax ("GST") with effect from July 1, 2017, revenue from operations is disclosed net of GST. Revenue from operations for the earlier periods included excise duty which is now subsumed in the GST. Revenue from operations for the six months ended September 30, 2017 includes excise duty up to June 30, 2017. Accordingly, revenue from operations for the quarter and six months ended September 30, 2017 are not comparable with those of the previous periods presented.
3. Final dividend @ 75% (i.e. ₹ 0.75 per equity share of ₹ 1/- each) for the financial year 2016-17 aggregating to ₹ 2979 lakhs (including dividend tax) has been paid during the quarter ended September 30, 2017.
4. The Board of Directors has approved payment of interim dividend @45% (i.e. ₹ 0.45 per equity share of ₹ 1/- each) for the financial year ending March 31, 2018.
5. The unaudited standalone results of the Company are available on the Company's website www.triveniturbines.com, website of BSE (www.bseindia.com) and NSE (www.nseindia.com). Summarised standalone financial performance of the Parent Company is as under :

Particulars	Three months ended			Six months ended		Year ended
	September 30, 2017 Unaudited	June 30, 2017 Unaudited	September 30, 2016 Unaudited	September 30, 2017 Unaudited	September 30, 2016 Unaudited	March 31, 2017 Audited
Revenue from operations	21703	12121	20568	33824	36426	75372
Profit before tax	4342	1474	4805	5816	8052	17661
Net profit after tax	2832	962	3201	3794	5393	11618
Total comprehensive income	2730	970	3201	3700	5393	11488

6. The above unaudited consolidated financial results of the Company for the quarter and six months ended September 30, 2017 have been reviewed and recommended for adoption by the Audit Committee and approved by the Board of Directors of the Company at their meetings on November 7, 2017 and November 8, 2017 respectively. The Statutory Auditors have carried out limited review of the above financial results.

For Triveni Turbine Limited



Dhruv M. Sawhney
Chairman & Managing Director

Place : New Delhi
Date : November 8, 2017

