

By E-filing

Date May 18, 2017

The Deputy General Manager, Department of Corporate Services, BSE Ltd. 1 st Floor, New Trading Ring, Rotunda Building, P.J. Tower, Dalal Street, Fort, MUMBAI-400 001 Fax-022-22723121/3719/2037/2039	The Asst. Vice President, Listing Department, National Stock Exchange of India Ltd., Exchange Plaza, 5 th Floor, Plot No. C/1, G Block, Bandra-Kurla Complex, Bandra (E), MUMBAI-400 051 Fax-022-26598237/8238/8347/8348
STOCK CODE: 533655	STOCK CODE: TRITURBINE

Sub: Outcome of the Board Meeting held on May 18, 2017

Dear Sir,

This is to inform you that the Board of Directors of the Company at their meeting held today i.e. May 18, 2017, inter alia transacted the following business:

1. Financial Results

Approved the Audited financial Results of the Company (Stand-alone and consolidated) for the fourth quarter and financial year ended March 31, 2017.

M/s J.C. Bhalla & Co., Chartered Accountants, the statutory auditors of the Company have issued auditors report with an unmodified opinion on the financial statements.

2. Dividend

Recommended final dividend of Re. 0.75 per share on equity share of Re 1/- each for the financial year ended 31st March, 2017 for declaration by the shareholders at the ensuing Annual General Meeting (AGM) to be held on Wednesday, 9th August, 2017. The total dividend including an interim dividend of Re.0.45 per equity share already paid, aggregates to Re 1.20 per equity share of Re.1/- each for the financial year ended 31st March, 2017.

The dividend, if approved by the shareholders at the AGM, will be paid on and from 25th August, 2017.

3. Book closure

Approved closure of Register of Members and Share Transfer Books of the Company from Monday, 7th August, 2017 to Wednesday, 9th August, 2017 (both days inclusive) for the purpose of payment of final dividend, if declared at the ensuing AGM.

4. Statutory auditors of the Company

In terms of Section 139 of the Companies Act, 2013, the term of M/s J.C. Bhalla & Co., Chartered Accountants, the present Statutory Auditors of the Company will end at the conclusion of the ensuing 22nd AGM of the Company.



The Board recommended that M/s Walker Chandiok & Co, LLP, be appointed as the Statutory Auditors of the Company for a term of 5 years commencing from the conclusion of the 22nd AGM till the conclusion of 27th AGM to be held in the year 2022, subject to approval of the shareholders of the Company. The brief profile of M/s Walker Chandiok & Co, LLP is enclosed as Annexure A.

The meeting of the Board commenced at 2.00 p.m. (IST) and concluded at 8 00 p.m p.m.(IST)

Pursuant to Regulation 33 of the SEBI (Listing Obligations and Disclosure Requirements) Regulations, 2015, we enclose the following;

1. Annual audited financial results of the Company (Stand-alone and Consolidated) alongwith notes thereon in the prescribed format for the financial year ended March 31, 2017.
2. Audit Report on the Audited financial Results (Stand alone and Consolidated). *alongwith signed*
3. A copy of the results to be published *Copy of audited Report*

This is for your information and record.

Thanking you,

Yours faithfully,
For Triveni Turbine Ltd.,

Rajiv Sawhney
Rajiv Sawhney
Company Secretary

Encl: As above

Annexure A

M/s Walker Chandiok & Co LLP (WCC LLP) is registered with the Institute of Chartered Accountants of India as well as the PCAOB (US Public Company Accountancy Oversight Board). WCC LLP licenses audit software as well as audit methodology from Grant Thornton. For multinational companies and other organisations with international operations or interests, WCC LLP has access to Grant Thornton member firms in other countries that adopt the same rigorous standards, and utilise the same tools and methodologies. They have worked with 45% of the ET500, nearly 100 listed audit clients in India and over 1,000 audit clients making them one of the largest fully integrated firms in India.

M

J. C. BHALLA & CO.
CHARTERED ACCOUNTANTS

BRANCH OFFICE : B-5, SECTOR-6, NOIDA - 201 301 (U.P.)
TEL. : +91 - 120 - 4241000, FAX : +91-120-4241007
E-MAIL : taxaid@vsnl.com

INDEPENDENT AUDITORS' REPORT

TO THE BOARD OF DIRECTORS OF TRIVENI TURBINE LIMITED

1. We have audited the accompanying statement of consolidated financial results of **Triveni Turbine Limited** ("the Holding Company") and its subsidiaries (the Holding Company and its subsidiaries together referred to as "the group") and its share of the profit of its joint venture for the year ended March 31, 2017 ("the Statement"), being submitted by the Holding Company pursuant to the Requirement of Regulation 33 of the SEBI (Listing Obligations and Disclosure Requirements) Regulations, 2015, as modified by the Circular No. CIR/CFD/FAC/62/2016 dated July 5, 2016.

This Statement, which is the responsibility of the Holding Company's Management and approved by the Board of Directors, has been compiled from the related Consolidated Financial Statements which has been prepared in accordance with the Indian Accounting Standards prescribed under section 133 of the Companies Act, 2013, read with relevant rules issued thereunder ("Ind AS") and other accounting principles generally accepted in India. Our responsibility is to express an opinion on the Statement based on our audit of such consolidated financial statements.

2. We conducted our audit in accordance with the Standards on Auditing issued by the Institute of Chartered Accountants of India. Those Standards require that we plan and perform the audit to obtain reasonable assurance about whether the Statement is free from material misstatement.

An audit includes examining, on a test basis, evidence supporting amounts disclosed in the Statement. An Audit also includes evaluating the appropriateness of the accounting policies used and the reasonableness of the significant accounting estimates made by the Management, as well as evaluation the overall presentation of the Statement.

We believe that the audit evidence we have obtained is sufficient and appropriate to provide a basis for our audit opinion.

3. a) We did not audit the financial statements of two subsidiaries, whose financial statements reflect total assets of ₹ 1521 lakhs and net assets of ₹ 546 lakhs as at March 31, 2017, total revenues of ₹ 3301 lakhs and net cash flows amounting to ₹ 705 lakhs for the year ended on that date, as considered in the consolidated financial results. These subsidiaries are located outside India whose financial statements and other financial information have been prepared in accordance with accounting principles generally accepted in their respective countries and which have been audited by other auditors under generally accepted auditing standards applicable in their respective countries. The company's management has converted the financial statements of such subsidiaries located outside India from accounting principles generally accepted in their respective countries to accounting principles generally accepted in India. We have audited these conversion adjustments made by the Company's management. Our opinion in so far as it relates to the balances and affairs of such subsidiaries located outside India is based on the report of other auditors and the conversion adjustment prepared by the management of the



Company and audited by us. In our opinion and according to the information and explanations given to us by the Management, these financial statements are not material to the Group.

- b) The consolidated financial result also includes the Group's share of income of ₹ 435 lakhs for the year ended March 31, 2017, as considered in the consolidated financial result, in respect of one joint venture, whose financial statements have not been audited by us. These financial statements have been audited by other auditor whose report has been furnished to us by the Management and our opinion on the Statements, in so far as it relates to the amounts and disclosures included in respect of the joint venture, is based solely on the report of the other auditor.

Our opinion on the statement is not modified in respect of the above matters with regard to our reliance on the work done and the report of the other auditor and the financial statements certified by the Management.

4. In our opinion and to the best of our information and according to the explanations given to us, and based on the consideration of the reports of the other auditors referred to in paragraph 3 above, the Statement:

- a) includes the results of entities as given below:

Wholly Owned Subsidiaries:

- 1) Triveni Turbine Europe Private Limited
- 2) Triveni Turbine DMCC

Joint Venture

GE Triveni Limited

- b) is presented in accordance with the requirements of SEBI (Listing Obligations and Disclosure Requirements) regulations, 2015 as modified by the Circular No. CIR/CFD/FAC/62/2016 dated July 5, 2016; and
- c) gives a true and fair view in conformity with the aforesaid accounting standards and other accounting principles generally accepted in India of the consolidated net profit and other financial information of the group for the year ended March 31, 2017.



For and on behalf of
J.C. Bhalla and Co.
Chartered Accountants
FRN : 001111N

A handwritten signature in black ink, appearing to be "Sudhir Mallick".

Sudhir Mallick
Partner
Membership No.80051

Place : Noida (U.P.)

Date : May 18, 2017

TRIVENI TURBINE LIMITED
 Regd. Office :A-44, Hosiery Complex, Phase II Extension, Noida, U.P. - 201 305
 Corp.Office :15-16 Express Trade Towers, 8th Floor, Sector-16A, Noida, U.P - 201 301
 CIN : L29110UP1995PLC041834

(₹ in lakhs, except per share data)

Statement of Consolidated Audited Financial Results for the Quarter and Year Ended March 31, 2017

Particulars	3 Months Ended			Year Ended	
	31/03/2017	31/12/2016	31/03/2016	31/03/2017	31/03/2016
	Audited	Unaudited	Audited	Audited	Audited
1. Revenue from Operations					
(a) Gross Revenue	18715	20270	20786	75702	73070
(b) Other Operating Revenue	224	142	439	855	882
	18939	20412	21225	76557	73952
2. Other Income	991	479	126	2899	2124
Total Income	19930	20891	21351	79456	76076
3. Expenses					
(a) Cost of materials consumed	8842	8426	10956	38654	42667
(b) Changes in inventories of finished goods and work-in-progress	149	1744	336	330	(2542)
(c) Excise duty on sale of goods	651	589	253	2096	2660
(d) Employee benefits expense	2005	1902	1602	8093	6819
(e) Depreciation and amortisation expense	416	368	382	1480	1527
(f) Other expenses	3579	2486	2700	10745	8569
Total Expenses	15642	15515	16229	61398	59700
4. Profit/ (Loss) from continuing operations before Finance costs, Share of profit from a Joint Venture and Exceptional items	4288	5376	5122	18058	16376
5. Finance Costs	15	15	2	33	34
6. Profit/ (Loss) from continuing operations before Share of profit from a Joint Venture and Exceptional items	4273	5361	5120	18025	16342
7. Share of Profit / (Loss) of Joint Venture (Refer Note 4)	1	8	194	435	360
8. Profit/ (Loss) from continuing operations before Exceptional items and Tax	4274	5369	5314	18460	16702
9. Exceptional items (Net)- Income/ (Expense)	-	-	-	-	-
10. Profit/ (Loss) from continuing operations before Tax	4274	5369	5314	18460	16702
11. Tax Expense					
- Current Tax	1404	1774	1733	5910	5239
- Deferred Tax	208	13	(35)	195	165
	1612	1787	1698	6105	5404
12. Profit/ (Loss) from continuing operations after Tax	2662	3582	3616	12355	11298
13. Minority Interest	-	-	-	-	-
14. Profit/ (Loss) from continuing operations after Tax and Minority Interest	2662	3582	3616	12355	11298
15. Other Comprehensive income - items that will not be reclassified to profit or loss (net of tax)	(138)	(12)	18	(162)	32
16. Total Comprehensive income	2524	3570	3634	12193	11330
17. Paid up Equity Share Capital (Face Value ₹ 1/-)	3300	3300	3300	3300	3300
18. Other Equity				37046	26640
19. Earnings per share of ₹ 1/- each (not annualised)					
(a) Basic (in ₹)	0.81	1.09	1.10	3.74	3.42
(b) Diluted (in ₹)	0.81	1.09	1.10	3.74	3.42

CONSOLIDATED AUDITED BALANCE SHEET AS AT MARCH 31, 2017

(₹ in lakhs)

Particulars	31/03/2017 Audited	31/03/2016 Audited
ASSETS		
1. Non-current assets		
(a) Property, Plant and Equipment	22,661	12,637
(b) Capital work-in-progress	1,030	3,288
(c) Intangible assets	529	526
(d) Investments in a joint venture	1,315	880
(e) Financial assets		
(i) Trade receivables	125	116
(ii) Loans	4	2
(iii) Other financial assets	54	35
(f) Other non-current assets	1,906	1,501
(g) Income tax assets (net)	127	127
	27,751	19,112
2. Current assets		
(a) Inventories	14,587	15,675
(b) Financial assets		
(i) Investments	401	1,115
(ii) Trade receivables	15,071	13,289
(iii) Cash and cash equivalents	1,770	2,895
(iv) Bank balance other than (iii) above	11	10
(v) Loans	24	21
(vi) Other financial assets	534	680
(c) Other current assets	3,958	4,987
	36,356	38,672
(d) Assets classified as held for sale	61	-
	36,417	38,672
TOTAL- ASSETS	64,168	57,784
EQUITY AND LIABILITIES		
Equity		
(a) Equity Share capital	3,300	3,300
(b) Other Equity	37,046	26,640
	40,346	29,940
Liabilities		
1. Non-current liabilities		
(a) Financial Liabilities		
(i) Borrowings	24	42
(b) Provisions	783	464
(c) Deferred tax liabilities (net)	1,088	962
(d) Other non-current liabilities	-	-
	1,895	1,468
2. Current liabilities		
(a) Financial Liabilities		
(i) Borrowings	-	-
(i) Trade payables	9,437	8,996
(ii) Other financial liabilities	1,416	775
(b) Provisions	701	776
(c) Income tax liabilities (net)	730	556
(d) Other current liabilities	9,643	15,273
	21,927	26,376
TOTAL- EQUITY AND LIABILITIES	64,168	57,784

Notes :

1. The Company primarily operates in one operating reportable segment - Power Generating Equipment and Solutions.
2. The Company has adopted Indian Accounting Standards ("Ind AS") from April 1, 2016 (transition date being April 1, 2015) and accordingly, these financial results have been prepared in accordance with Companies (Indian Accounting Standard) Rules, 2015 as prescribed under Section 133 of the Companies Act, 2013 read with the relevant rules issued thereunder and the other accounting principles generally accepted in India.
3. The Board of Directors has recommended payment of final dividend of 75 % (₹ 0.75 per equity share of ₹ 1/- each) for the financial year 2016 - 17, in addition to an interim dividend of ₹ 0.45 per equity share of ₹ 1/- each (45%) paid earlier during the year.
4. Consequent to the adoption of Ind AS, the GE Triveni Limited (GETL) hitherto considered a subsidiary under previous Indian GAAP is now a jointly controlled entity and has been consolidated under equity method. The share of profit of the Joint Venture for the year is considered after recognising tax liability of Rs. 132 Lakhs on Company's share in undistributed profit of the joint venture.
5. The figures for the last quarter are the balancing figures between the audited figures in respect of the full financial year and the published year to date figures up to the third quarter of the financial year.
6. The adoption of Ind AS have necessitated changes in the accounting, recognition and measurement criteria of various assets, liabilities and items of income and expenditure. The reconciliation of the financial results as reported under Previous Indian GAAP with those restated as per Ind AS for the quarter and year ended March 31, 2016 is as under:

Particulars	Profit Reconciliation		Equity reconciliation
	For the quarter ended March 31, 2016	For the year ended March 31, 2016	As at March 31, 2016
Net Profit after Tax/Equity reported under Previous Indian GAAP	3507	10760	29260
Revision in accounting of forward exchange contracts and restatement of foreign currency advances	(59)	759	482
Measurement of Current Investments at fair value through Profit & Loss A/c.	(7)	6	8
Re-measurement of post-employment benefit obligations recognised in other comprehensive income	(39)	(39)	-
Provision for expected credit losses on trade receivables	10	10	(38)
Impact of capitalisation of Spares/tools etc	66	43	43


Revenue determination at fair value of consideration	9	9	(43)
Tax impact of above adjustments	7	(273)	(156)
Impact of change in consolidation method of GETL (Refer Note 4 above)	122	23	384
Net profit after Tax/Equity under Ind AS	3616	11298	29940
Other comprehensive income (net of tax)	18	32	-
Total comprehensive income	3634	11330	29940

7. The audited standalone results of the Company are available on the Company's website www.triveniturbines.com, website of BSE (www.bseindia.com) and NSE (www.nseindia.com). Summarised standalone financial performance of the Parent Company is as under :

Particulars	3 Months Ended			Year Ended	
	31/03/2017 Audited	31/12/2016 Audited	31/03/2016 Audited	31/03/2017 Audited	31/03/2016 Audited
Income from operations	18551	20395	21224	75372	73510
Profit / (Loss) before tax	4334	5275	5112	17661	16294
Profit / (Loss) after tax	2717	3508	3421	11618	10897

8. The figures of the previous year under various heads have been regrouped to the extent necessary.
9. The above results were reviewed and recommended for adoption by the Audit Committee and approved by the Board of Directors of the Company at their respective meetings held on May 18, 2017.

for TRIVENI TURBINE LTD



Dhruv M. Sawhney
Chairman & Managing Director

Place : Noida
Date : May 18, 2017

J. C. BHALLA & CO.

CHARTERED ACCOUNTANTS

BRANCH OFFICE : B-5, SECTOR-6, NOIDA - 201 301 (U.P.)
TEL. : +91 - 120 - 4241000. FAX : +91-120-4241007
E-MAIL : taxaid@vsnl.com

INDEPENDENT AUDITORS' REPORT

TO THE BOARD OF DIRECTORS OF TRIVENI TRUBINE LIMITED

1. We have audited the accompanying Statement of Standalone Financial Results of **Triveni Turbine Limited** ("the company") for the year ended March 31, 2017 ("the Statement") being submitted by the Company pursuant to the requirement of Regulation 33 of the SEBI (Listing Obligations and Disclosure Requirements) Regulations, 2015, as modified by Circular No. CIR/CFD/FAC/62/2016 dated July 5, 2016.

This Statement, which is the responsibility of the Company's Management and approved by the Board of Directors, has been compiled from the related standalone Ind AS Financial Statements which has been prepared in accordance with the Indian Accounting Standards prescribed under section 133 of the Companies Act, 2013 read with relevant rules issued thereunder ('Ind AS') and other accounting principles generally accepted in India. Our responsibility is to express an opinion on the Statement based on our audit of such standalone financial statements.

2. We conducted our audit in accordance with the Standards on Auditing issued by the Institute of Chartered Accountants of India. Those Standards require that we plan and perform the audit to obtain reasonable assurance about whether the Statement is free from material misstatement. An audit includes examining, on a test basis, evidence supporting amounts disclosed in the Statement. An Audit also includes evaluating the appropriateness of the accounting policies used and the reasonableness of the significant accounting estimates made by the Management, as well as evaluating the overall presentation of the Statement.

We believe that the audit evidence we have obtained is sufficient and appropriate to provide a basis for our audit opinion.

3. In our opinion and to the best of our information and according to the explanations given to us, the Statement;
 - I. is presented in accordance with the requirements of Regulation 33 of the SEBI (Listing Obligations and Disclosure Requirements) Regulations, 2015, as modified by Circular No. CIR/CFD/FAC/62/2016 dated July 5, 2016 ; and
 - II. gives a true and fair view in conformity with the aforesaid Accounting Standards and other accounting principles generally accepted in India of the net profit and other financial information of the company for the year ended March 31, 2017.




4. The Statement includes the results for the quarter ended March 31, 2017 being the balancing figure between audited figures in respect of the full financial year and the published year to date figures up to the third quarter of the current financial year which were subject to limited review by us.

For and on behalf of
J.C. Bhalla and Co.
Chartered Accountants
FRN : 001111N



Place : Noida (U.P.)
Date : May 18 , 2017


Sudhir Mallick
Partner
Membership No.80051

TRIVENI TURBINE LIMITED

Regd. Office :A-44, Hosiery Complex, Phase II Extension, Noida, U.P. - 201 305
 Corp.Office :15-16 Express Trade Towers, 8th Floor, Sector-16A, Noida, U.P - 201 301
 CIN : L29110UP1995PLC041834

(₹ in lakhs, except per share data)

Statement of Standalone Audited Financial Results for the Quarter and Year Ended March 31, 2017

Particulars	3 Months Ended			Year Ended	
	31/03/2017	31/12/2016	31/03/2016	31/03/2017	31/03/2016
	Audited	Unaudited	Audited	Audited	Audited
1. Revenue from Operations					
(a) Gross Revenue	18327	20253	20785	74517	72628
(b) Other Operating Income	224	142	439	855	882
	18551	20395	21224	75372	73510
2. Other Income	1010	446	142	2857	2150
Total Income	19561	20841	21366	78229	75660
3 Expenses					
(a) Cost of materials consumed	9436	8422	11061	38652	42486
(b) Changes in inventories of finished goods and work-in-progress	149	1744	336	330	(2542)
(c) Excise duty on sale of goods	651	589	253	2096	2660
(d) Employee benefits expense	1825	1742	1451	7425	6358
(e) Depreciation and amortisation expense	416	368	382	1480	1527
(f) Other expenses	2735	2686	2769	10552	8843
Total Expenses	15212	15551	16252	60535	59332
4. Profit/ (Loss) from continuing operations before Finance costs and Exceptional items	4349	5290	5114	17694	16328
5. Finance Costs	15	15	2	33	34
6. Profit/ (Loss) from continuing operations before Exceptional items	4334	5275	5112	17661	16294
7. Exceptional Items (Net)- Income/ (Expense)	-	-	-	-	-
8. Profit/ (Loss) from continuing operations before Tax	4334	5275	5112	17661	16294
9. Tax Expense					
- Current Tax	1409	1754	1725	5848	5231
- Deferred Tax	208	19	(34)	195	166
	1617	1767	1691	6043	5397
10. Net Profit/(Loss) from ordinary activities after Tax	2717	3508	3421	11618	10897
11. Other Comprehensive Income - items that will not be reclassified to profit or loss (net of tax)	(130)	-	25	(130)	25
12. Total Comprehensive income	2587	3508	3446	11488	10922
13. Paid up Equity Share Capital (Face Value ₹ 1/-)	3300	3300	3300	3300	3300
14. Other Equity				36271	26569
15 Earnings per share of ₹ 1/- each (not annualised)					
(a) Basic (in ₹)	0.82	1.06	1.04	3.52	3.30
(b) Diluted (in ₹)	0.82	1.06	1.04	3.52	3.30

STANDALONE AUDITED BALANCE SHEET AS AT MARCH 31, 2017

(₹ in lakhs)

Particulars	31/03/2017 Audited	31/03/2016 Audited
ASSETS		
1. Non-current assets		
(a) Property, Plant and Equipment	22,658	12,637
(b) Capital work-in-progress	1,030	3,288
(c) Intangible assets	528	526
(d) Investments in subsidiary and joint venture	985	985
(e) Financial assets		
(i) Trade receivables	125	116
(i) Loans	4	2
(ii) Other financial assets	54	35
(f) Other non-current assets	1,906	1,501
(g) Income tax assets (net)	127	127
	27,417	19,217
2. Current assets		
(a) Inventories	14,587	15,675
(b) Financial assets		
(i) Investments	401	1,115
(ii) Trade receivables	14,894	13,227
(iii) Cash and cash equivalents	873	2,681
(iv) Bank balance other than (iii) above	11	10
(v) Loans	24	20
(vi) Other financial assets	527	677
(c) Other current assets	3,923	4,802
	35,240	38,207
(d) Assets classified as held for sale	61	-
	35,301	38,207
TOTAL - ASSETS	62,718	57,424
EQUITY AND LIABILITIES		
Equity		
(a) Equity Share capital	3,300	3,300
(b) Other Equity	36,271	26,569
	39,571	29,869
Liabilities		
1. Non-current liabilities		
(a) Financial Liabilities		
(i) Borrowings	24	42
(b) Provisions	741	443
(c) Deferred tax liabilities (net)	1,088	962
(d) Other non-current liabilities	-	-
	1853	1,447
2. Current liabilities		
(a) Financial Liabilities		
(i) Borrowings	-	-
(i) Trade payables	9,216	8,813
(ii) Other financial liabilities	1,350	697
(b) Provisions	701	776
(c) Income tax liabilities (net)	673	549
(d) Other current liabilities	9,354	15,273
	21,294	26,108
TOTAL - EQUITY AND LIABILITIES	62,718	57,424


Notes :

1. The Company primarily operates in one operating reportable segment - Power Generating Equipment and Solutions.
2. The Company has adopted Indian Accounting Standards ("Ind AS") from April 1, 2016 (transition date being April 1, 2015) and accordingly, these financial results have been prepared in accordance with Companies (Indian Accounting Standard) Rules, 2015 as prescribed under Section 133 of the Companies Act, 2013 read with the relevant rules issued thereunder and the other accounting principles generally accepted in India.
3. The Board of Directors has recommended payment of final dividend of 75 % (₹ 0.75 per equity share of ₹ 1/- each) for the financial year 2016 - 17, in addition to an interim dividend of ₹ 0.45 per equity share of ₹ 1/- each (45%) paid earlier during the year.
4. The figures for the last quarter are the balancing figures between the audited figures in respect of the full financial year and the published year to date figures up to the third quarter of the financial year.
5. The adoption of Ind AS have necessitated changes in the accounting, recognition and measurement criteria of various assets, liabilities and items of income and expenditure. The reconciliation of the financial results as reported under Previous Indian GAAP with those restated as per Ind AS for the quarter and year ended March 31, 2016 is as under:

Particulars	Profit Reconciliation		Equity reconciliation
	For the quarter ended March 31, 2016	For the year ended March 31, 2016	As at March 31, 2016
Net Profit after Tax/Equity reported under Previous Indian GAAP	3434	10382	29573
Revision in accounting of forward exchange contracts and restatement of foreign currency advances	(59)	759	482
Measurement of Current Investments at fair value through Profit & Loss A/c.	(7)	6	8
Re-measurement of post-employment benefit obligations recognised in other comprehensive income	(39)	(39)	-
Provision for expected credit losses on trade receivables	10	10	(38)
Impact of capitalisation of Spares/tools etc	66	43	43
Revenue determination at fair value of consideration	9	9	(43)
Tax impact of above adjustments	7	(273)	(156)
Net profit after Tax/Equity under Ind AS	3421	10897	29869
Other comprehensive income (net of tax)	25	25	-
Total comprehensive income	3446	10922	29869

6. The figures of the previous year under various heads have been regrouped to the extent necessary.
7. The above results were reviewed and recommended for adoption by the Audit Committee and approved by the Board of Directors of the Company at their respective meetings held on May 18, 2017.

for TRIVENI TURBINE LTD



Dhruv M. Sawhney
Chairman & Managing Director

Place : Noida

Date : May 18, 2017

TRIVENI TURBINE LIMITED

Regd. Office :A-44, Hosiery Complex, Phase II Extension, Noida, U.P. - 201 305
 Corp.Office :8th Floor, Express Trade towers, 15-16, Sector-16A, Noida - 201 301, U.P., India
 Website : www.triveniturbines.com
 CIN : L29110UP1995PLC041834

(₹ in lakhs, except per share data)

Statement of Consolidated Audited Financial Results for the Quarter and Year Ended March 31, 2017

Particulars	Quarter ended		Year Ended	
	31/03/2017	31/03/2016	31/03/2017	31/03/2016
	Audited		Audited	
Total Income from Operations	18939	21225	76557	73952
Net Profit/(Loss) for the year before Tax and Exceptional items	4274	5314	18460	16702
Net Profit/(Loss) for the year before Tax (after Exceptional items)	4274	5314	18460	16702
Net Profit/(Loss) for the year after Tax (after Exceptional Items, minority interest and share of Profit/(Loss) of joint venture)	2662	3616	12355	11298
Total Comprehensive Income	2524	3634	12193	11330
Equity Share Capital	3300	3300	3300	3300
Other Equity			37046	26640
Earnings per share of ₹ 1/- each (not annualised)				
(a) Basic (in ₹)	0.81	1.10	3.74	3.42
(b) Diluted (in ₹)	0.81	1.10	3.74	3.42

Notes :


1. Summarised Standalone Audited Financial Performance of the Company is as under :

Particulars	Quarter ended		Year Ended	
	31/03/2017	31/03/2016	31/03/2017	31/03/2016
	Audited		Audited	
Total Income from Operations	18551	21224	75372	73510
Profit/(Loss) before tax	4334	5112	17661	16294
Profit/(Loss) after tax	2717	3421	11618	10897

2. The above is an extract of the detailed format of Quarter / Year ended Financial Results filed with the Stock Exchanges under Regulation 33 of the SEBI (Listing and Other Disclosure Requirements) Regulations, 2015. The full format of the Quarter / Year ended Financial Results are available on the Stock Exchange websites (www.bseindia.com and www.nseindia.com) and on Company's website www.triveniturbines.com.

3. The Board of Directors has recommended payment of final dividend of 75 % (₹ 0.75 per equity share of ₹ 1/- each) for the financial year 2016 - 17, in addition to an interim dividend of ₹ 0.45 per equity share of ₹ 1/- each (45%) paid earlier during the year.

for TRIVENI TURBINE LIMITED



Dhruv M. Sawhney
 Chairman & Managing Director

Place: Noida

Date: May 18, 2017