

Walker Chandiook & Co LLP


Walker Chandiook & Co LLP
(Formerly Walker, Chandiook & Co)
5th Floor, No. 65/2, Block "A",
Bagmane Tridib, Bagmane Tech Park
C V Raman Nagar, Bengaluru 560093
India

T +91 80 4243 0700
F +91 80 4126 1228

Independent Auditor's Report on Standalone Financial Results of the Company Pursuant to the Regulation 33 of the SEBI (Listing Obligations and Disclosure Requirements) Regulations, 2015

To the Board of Directors of Triveni Turbine Limited

1. We have audited the standalone financial results of Triveni Turbine Limited ('the Company') for the year ended 31 March 2018, being submitted by the Company pursuant to the requirement of Regulation 33 of the SEBI (Listing Obligations and Disclosure Requirements) Regulations, 2015. Attention is drawn to Note 4 to the standalone financial results regarding the figures for the quarter ended 31 March 2018 as reported in these standalone financial results, which are the balancing figures between audited standalone figures in respect of the full financial year and the published standalone year to date figures up to the end of the third quarter of the financial year. Also, the figures up to the end of the third quarter had only been reviewed and not subjected to audit. These standalone financial results are based on the standalone financial statements for the year ended 31 March 2018 prepared in accordance with the accounting principles generally accepted in India, including Indian Accounting Standards ('Ind AS') specified under Section 133 of the Companies Act, 2013 ('the Act') and published standalone year to date figures up to the end of the third quarter of the financial year prepared in accordance with the recognition and measurement principles laid down in Ind AS 34, Interim Financial Reporting, specified under Section 133 of the Act, and SEBI Circulars CIR/CFD/CMD/15/2015 dated 30 November 2015 and CIR/CFD/FAC/62/2016 dated 5 July 2016, which are the responsibility of the Company's management. Our responsibility is to express an opinion on these standalone financial results based on our audit of the standalone financial statements for the year ended 31 March 2018 and our review of standalone financial results for the nine months period ended 31 December 2017.
2. We conducted our audit in accordance with the auditing standards generally accepted in India. Those standards require that we plan and perform the audit to obtain reasonable assurance about whether the financial results are free of material misstatement(s). An audit includes examining, on a test basis, evidence supporting the amounts disclosed as financial results. An audit also includes assessing the accounting principles used and significant estimates made by management. We believe that our audit provides a reasonable basis for our opinion.



Walker Chandiook & Co LLP

Independent Auditor's Report on Standalone Financial Results of the Company Pursuant to the Regulation 33 of the SEBI (Listing Obligations and Disclosure Requirements) Regulations, 2015

3. In our opinion and to the best of our information and according to the explanations given to us, the standalone financial results:
- (i) are presented in accordance with the requirements of Regulation 33 of the SEBI (Listing Obligations and Disclosure Requirements) Regulations, 2015, read with SEBI Circulars CIR/CFD/CMD/15/2015 dated 30 November 2015 and CIR/CFD/FAC/62/2016 dated 5 July 2016 in this regard; and
 - (ii) give a true and fair view of the standalone net profit (including other comprehensive income) and other financial information in conformity with the accounting principles generally accepted in India including Ind AS specified under Section 133 of the Act for the year ended 31 March 2018.
4. The review of unaudited standalone financial results for the nine months period ended 31 December 2016 and audit of the standalone financial results for the year ended 31 March 2017, included in these standalone financial results were carried out and reported by J.C. Bhalla and Co., Chartered Accountants vide their unmodified reports dated 8 February 2017 and 18 May 2017 respectively, whose reports have been furnished to us by the management and which have been relied upon by us for the purpose of our audit of these standalone financial results. Our audit report is not modified in respect of this matter.

Walker Chandiook & Co LLP

For Walker Chandiook & Co LLP

Chartered Accountants

Firm Registration No.: 001076N/N500013

Vijay V Singh

per **Vijay Vikram Singh**

Partner

Membership No. 059139



Noida

22 May 2018



TRIVENI TURBINE LIMITED
 Regd. Office: A-44, Hosiery Complex, Phase II Extension, Noida, U.P. - 201 305
 Corp. Office: 15-16 Express Trade Towers, 8th Floor, Sector-16A, Noida, U.P. - 201 301
 CIN : L29110UP1995PLC041834

Statement of standalone audited financial results for the quarter and year ended March 31, 2018

(₹ in lakhs, except per share data)

Particulars	Three months ended			Year ended	
	March 31, 2018	December 31, 2017	March 31, 2017	March 31, 2018	March 31, 2017
	Audited	Unaudited	Audited	Audited	Audited
1. Revenue from operations (Refer note 2)	23,986	16,504	18,551	74,314	79,372
2. Other income	383	222	1,010	880	2,857
Total income	24,369	16,726	19,561	75,194	78,229
3. Expenses					
(a) Cost of materials consumed	13,434	8,942	9,436	37,838	38,652
(b) Changes in inventories of finished goods and work-in-progress	(1189)	(733)	149	699	330
(c) Excise duty on sale of goods (Refer note 2)	-	-	651	222	2,096
(d) Employee benefits expense	2,062	1,933	1,825	7,962	7,425
(e) Finance costs	1	30	15	53	33
(f) Depreciation and amortisation expense	533	468	416	1,911	1,480
(g) Other expenses	3,681	3,148	2,735	11,909	10,552
Total expenses	18,522	13,788	15,227	60,594	60,568
4. Profit from continuing operations before exceptional items and tax	5,847	2,938	4,334	14,600	17,661
5. Exceptional items (net)- income/(expense)	-	-	-	-	-
6. Profit from continuing operations before tax	5,847	2,938	4,334	14,600	17,661
7. Tax expense:					
- Current tax (including additional provision of prior year of ₹ 108 lakhs)	2,040	1,101	1,409	5,084	5,848
- Deferred tax (including net of deferred tax credit of prior year of ₹ 383 lakhs)	(123)	(263)	208	(307)	195
Total tax expense	1,917	838	1,617	4,777	6,043
8. Net profit from continuing operations after tax	3,930	2,100	2,717	9,823	11,618
9. Profit/(loss) from discontinued operations	-	-	-	-	-
10. Tax expense of discontinued operations	-	-	-	-	-
11. Profit/(loss) from discontinued operations (after tax)	-	-	-	-	-
12. Net profit for the period	3,930	2,100	2,717	9,823	11,618
13. Other comprehensive income					
A. (i) Items that will not be reclassified to profit or loss	53	-	(199)	53	(199)
(ii) Income tax relating to items that will not be reclassified to profit or loss	(18)	-	69	(18)	69
B. (i) Items that will be reclassified to profit or loss	(606)	677	-	(72)	-
(ii) Income tax relating to items that will be reclassified to profit or loss	210	(234)	-	25	-
	(361)	443	(130)	(12)	(130)
14. Total comprehensive income for the period	3,569	2,543	2,587	9,811	11,488
15. Paid up equity share capital (face value ₹ 1/-)	3,300	3,300	3,300	3,300	3,300
16. Other equity				41,315	36,271
17. Earnings per share of ₹ 1/- each (for continuing and total operations) - (not annualised)					
(a) Basic (in ₹)	1.19	0.64	0.82	2.98	3.52
(b) Diluted (in ₹)	1.19	0.64	0.82	2.98	3.52

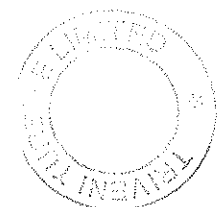

See accompanying notes to the standalone financial results



TRIVENI TURBINE LIMITED
Statement of standalone assets and liabilities

(₹ in lakhs)

Particulars	As at March 31, 2018 Audited	As at March 31, 2017 Audited
ASSETS		
Non-current assets		
Property, plant and equipment	22,091	22,658
Capital work-in-progress	3,851	1,030
Intangible assets	471	528
Investments in subsidiary and joint venture	985	985
Financial assets		
i. Trade receivables	124	125
ii. Loans	2	4
iii. Other financial assets	58	54
Other non-current assets	143	1,906
Income tax assets (net)	128	127
Total non-current assets	27,853	27,417
Current assets		
Inventories	18,071	14,587
Financial assets		
i. Investments	906	401
ii. Trade receivables	20,581	14,894
iii. Cash and cash equivalents	410	873
iv. Bank balances other than cash and cash equivalents	109	11
v. Loans	22	24
vi. Other financial assets	272	743
Other current assets	5,901	3,923
	46,272	35,456
Assets classified as held for sale	26	61
Total current assets	46,298	35,517
TOTAL ASSETS	74,151	62,934
EQUITY AND LIABILITIES		
EQUITY		
Equity share capital	3,300	3,300
Other equity	41,315	36,271
Total equity	44,615	39,571
LIABILITIES		
Non-current liabilities		
Financial liabilities		
i. Borrowings	5	24
Provisions	375	499
Deferred tax liabilities (net)	775	1,088
Total non-current liabilities	1,155	1,611
Current liabilities		
Financial liabilities		
i. Borrowings	-	-
ii. Trade payables	14,477	9,216
iii. Other financial liabilities	907	1,350
Other current liabilities	11,270	9,570
Provisions	878	943
Income tax liabilities (net)	849	673
Total current liabilities	28,381	21,752
Total liabilities	29,536	23,363
TOTAL EQUITY AND LIABILITIES	74,151	62,934




TRIVENI TURBINE LIMITED

Notes to the standalone financial results for the quarter and year ended March 31, 2018:



1. The Company primarily operates in a single reportable segment - Power Generating Equipment and Solutions.
2. Post implementation of Goods and Service Tax ("GST") with effect from July 1, 2017, revenue from operations is disclosed net of GST. Revenue from operations for the quarter and year ended March 31, 2017 includes excise duty which is now subsumed in the GST. Revenue from operations for the year ended March 31, 2018 includes excise duty up to June 30, 2017. Accordingly, revenue from operations for the quarter and year ended March 31, 2018 are not comparable with those for the quarter and year ended March 31, 2017. Further the profit after tax is not comparable due to the adoption of Hedge Accounting in current financial year as a result of which hedging gains/losses have been considered in Other Comprehensive Income as against other income/expense reported in the quarter and year ended March 31, 2017.
3. The Board of Directors has recommended payment of final dividend of 55% (₹ 0.55 per equity share of ₹ 1 each) for the financial year 2017-18, in addition to an interim dividend of ₹ 0.45 per equity share of ₹ 1 each (45%) paid earlier during the year.
4. The figures for the last quarter are the balancing figures between the audited figures in respect of the full financial year and the published year to date figures up to third quarter of the financial year.
5. The above audited standalone financial results of the Company for the quarter and year ended March 31, 2018 have been reviewed and recommended for adoption by the Audit Committee and approved by the Board of Directors of the Company at their meeting on May 22, 2018. The Statutory Auditors have carried out audit of the above financial results.
6. The figures of the previous year under various heads have been regrouped to the extent necessary.

For Triveni Turbine Limited



Dhruv M. Sawhney
Chairman & Managing Director

Place : Noida
Date: May 22, 2018



Walker Chandiook & Co LLP


Walker Chandiook & Co LLP
(Formerly Walker, Chandiook & Co)
5th Floor, No. 65/2, Block "A",
Bagmane Tridib, Bagmane Tech Park
C V Raman Nagar, Bengaluru 560093
India

T +91 80 4243 0700
F +91 80 4126 1228

Independent Auditor's Report on Consolidated Financial Results of the Company Pursuant to the Regulation 33 of the SEBI (Listing Obligations and Disclosure Requirements) Regulations, 2015

To the Board of Directors of Triveni Turbine Limited

1. We have audited the consolidated financial results of Triveni Turbine Limited ('the Company') and its subsidiaries (the Company and its subsidiaries together referred to as 'the Group'), and joint venture (Refer Annexure 1 for the list of subsidiaries and joint venture included in the Statement) for the year ended 31 March 2018, being submitted by the Company pursuant to the requirement of Regulation 33 of the SEBI (Listing Obligations and Disclosure Requirements) Regulations, 2015. Attention is drawn to Note 4 to the consolidated financial results regarding the figures for the quarter ended 31 March 2018 as reported in these consolidated financial results, which are the balancing figures between audited consolidated figures in respect of the full financial year and the published consolidated year to date figures up to the end of the third quarter of the financial year. Also, the figures up to the end of the third quarter had only been reviewed and not subjected to audit. These consolidated financial results are based on the consolidated financial statements for the year ended 31 March 2018 prepared in accordance with the accounting principles generally accepted in India, including Indian Accounting Standards ('Ind AS') specified under Section 133 of the Companies Act, 2013 ('the Act') and published consolidated year to date figures up to the end of the third quarter of the financial year prepared in accordance with the recognition and measurement principles laid down in Ind AS 34, Interim Financial Reporting, specified under Section 133 of the Act, and SEBI Circulars CIR/CFD/CMD/15/2015 dated 30 November 2015 and CIR/CFD/FAC/62/2016 dated 5 July 2016, which are the responsibility of the Company's management. Our responsibility is to express an opinion on these consolidated financial results based on our audit of the consolidated financial statements for the year ended 31 March 2018 and our review of consolidated financial results for the nine months period ended 31 December 2017.
2. We conducted our audit in accordance with the auditing standards generally accepted in India. Those standards require that we plan and perform the audit to obtain reasonable assurance about whether the financial results are free of material misstatement(s). An audit includes examining, on a test basis, evidence supporting the amounts disclosed as financial results. An audit also includes assessing the accounting principles used and significant estimates made by management. We believe that our audit provides a reasonable basis for our opinion.




Walker Chandiook & Co LLP

Independent Auditor's Report on Consolidated Financial Results of the Company Pursuant to the Regulation 33 of the SEBI (Listing Obligations and Disclosure Requirements) Regulations, 2015

3. In our opinion and to the best of our information and according to the explanations given to us and based on the consideration of the report of other auditors on separate financial statements and on other financial information of the subsidiaries and joint venture, these consolidated financial results:
- (i) include the financial results for the year ended 31 March 2018, of the entities listed in Annexure 1;
 - (ii) are presented in accordance with the requirements of Regulation 33 of the SEBI (Listing Obligations and Disclosure Requirements) Regulations, 2015, read with SEBI Circulars CIR/CFD/CMD/15/2015 dated 30 November 2015 and CIR/CFD/FAC/62/2016 dated 5 July 2016 in this regard; and
 - (iii) give a true and fair view of the consolidated net profit (including other comprehensive income) and other financial information in conformity with the accounting principles generally accepted in India including Ind AS specified under Section 133 of the Act for the year ended 31 March 2018.
4. We did not audit the financial statements of 3 subsidiaries, whose financial statements reflect total assets of ₹ 1,590 lakhs and net assets of ₹ 661 lakhs as at 31 March 2018, and total revenues of ₹ 4,095 lakhs for the year ended on that date, as considered in the consolidated financial results. The consolidated financial results also include the Group's share of net loss (including other comprehensive income) of ₹ 344 lakhs for the year ended 31 March 2018, as considered in the consolidated financial results, in respect of 1 joint venture, whose financial statements have not been audited by us. These financial statements have been audited by other auditors whose reports have been furnished to us by the management and our opinion on the consolidated financial results, in so far as it relates to the amounts and disclosures included in respect of these subsidiaries and joint ventures, and our report in terms of Regulation 33 of the SEBI (Listing Obligations and Disclosure Requirements) Regulations, 2015, read with SEBI Circulars CIR/CFD/CMD/15/2015 dated 30 November 2015 and CIR/CFD/FAC/62/2016 dated 5 July 2016, in so far as it relates to the aforesaid subsidiaries and joint venture, are based solely on the reports of such other auditors.

Further, of these subsidiaries and joint ventures, 3 subsidiaries are located outside India whose financial statements and other financial information have been prepared in accordance with accounting principles generally accepted in their respective countries and which have been audited by other auditors under generally accepted auditing standards applicable in their respective countries. The Company's management has converted the financial statements of such subsidiaries located outside India from accounting principles generally accepted in their respective countries to accounting principles generally accepted in India. We have audited these conversion adjustments made by the Company's management. Our opinion, in so far as it relates to the financial information of such subsidiaries located outside India, is based on the reports of other auditors and the conversion adjustments prepared by the management of the Company and audited by us.

Our opinion on the consolidated financial results is not modified in respect of this matter with respect to our reliance on the work done by and the reports of the other auditors.



Walker Chandiook & Co LLP

Independent Auditor's Report on Consolidated Financial Results of the Company Pursuant to the Regulation 33 of the SEBI (Listing Obligations and Disclosure Requirements) Regulations, 2015

5. The review of unaudited consolidated financial results for the nine months period ended 31 December 2016 and audit of the consolidated financial results for the year ended 31 March 2017, included in these Statement was carried out and reported by J.C. Bhalla and Co., Chartered Accountants vide their unmodified reports dated 8 February 2017 and 18 May 2017 respectively, whose reports have been furnished to us by the management and which have been relied upon by us for the purpose of our review of the Statement. Our review report is not modified in respect of this matter.

Walker Chandiook & Co LLP

For Walker Chandiook & Co LLP

Chartered Accountants

Firm Registration No.: 001076N/N500013

Vijay V Singh

per **Vijay Vikram Singh**

Partner

Membership No. 059139



Noida

22 May 2018

Walker ChandioK &Co LLP

Annexure 1

List of entities included in the Statement

Subsidiaries:

- (a) Triveni Turbines Europe Private Limited
- (b) Triveni Turbines DMCC
- (c) Triveni Turbines Africa (Pty) Ltd

Joint venture:

GE Triveni Limited



TRIVENI TURBINE LIMITED



Regd. Office: A-44, Hosiery Complex, Phase II Extension, Noida, U.P. - 201 305
Corp. Office: 15-16 Express Trade Towers, 8th Floor, Sector-16A, Noida, U.P - 201 301
CIN : L29110UP1995PLC041834

Statement of consolidated audited financial results for quarter and year ended March 31, 2018

(₹ in lakhs, except per share data)

Particulars	Three months ended			Year ended	
	March 31, 2018	December 31, 2017	March 31, 2017	March 31, 2018	March 31, 2017
	Audited	Unaudited	Audited	Audited	Audited
1. Revenue from operations (Refer note 2)	24,413	16,559	18,939	75,332	76,557
2. Other income	350	202	991	814	2,899
Total income	24,763	16,761	19,930	76,146	79,456
3. Expenses					
(a) Cost of materials consumed	13,375	8,976	8,842	37,827	38,654
(b) Changes in inventories of finished goods and work-in-progress	(1138)	(784)	149	699	330
(c) Excise duty on sale of goods (Refer note 2)	-	-	651	222	2,096
(d) Employee benefits expense	2,291	2,180	2,005	8,806	8,093
(e) Finance costs	1	30	15	53	33
(f) Depreciation and amortisation expense	533	468	416	1,912	1,480
(g) Other expenses	3,941	2,870	3,579	11,997	10,745
Total expenses	19,003	13,740	15,657	61,516	61,431
4. Profit from continuing operations before share of profit / (loss) from a joint venture and exceptional items and tax	5,760	3,021	4,273	14,630	18,025
5. Share of profit / (loss) of joint venture	(326)	(230)	1	(250)	435
6. Profit from continuing operations before exceptional items and tax	5,434	2,791	4,274	14,380	18,460
7. Exceptional items (net)- income/(expense)	-	-	-	-	-
8. Profit from continuing operations before tax	5,434	2,791	4,274	14,380	18,460
9. Tax expense:					
- Current tax (including additional provision of prior year of ₹ 108 lakhs)	2019	1116	1404	5088	5910
- Deferred tax (including net of deferred tax credit of prior year of ₹ 383 lakhs)	(123)	(263)	208	(307)	195
Total tax expense	1,896	853	1,612	4,781	6,105
10. Net profit from continuing operations after tax	3,538	1,938	2,662	9,599	12,355
11. Profit/(loss) from discontinued operations	-	-	-	-	-
12. Tax expense of discontinued operations	-	-	-	-	-
13. Profit/(loss) from discontinued operations (after tax)	-	-	-	-	-
14. Net profit for the period	3,538	1,938	2,662	9,599	12,355
Net profit for the period attributable to:					
- Owners of the parent	3,538	1,938	2,662	9,599	12,355
- Non-controlling interest	-	-	-	-	-
15. Other comprehensive income					
A. (i) Items that will not be reclassified to profit or loss	54	-	-	54	(199)
(ii) Income tax relating to items that will not be reclassified to profit or loss	(18)	-	-	(18)	69
B. (i) Items that will be reclassified to profit or loss	(577)	666	(138)	(25)	(32)
(ii) Income tax relating to items that will be reclassified to profit or loss	210	(234)	-	25	-
	(331)	432	(138)	36	(162)
Other comprehensive income attributable to:					
- Owners of the parent	(331)	432	(138)	36	(162)
- Non-controlling interest	-	-	-	-	-
16. Total comprehensive income for the period	3,207	2,370	2,524	9,635	12,193
Total comprehensive income attributable to:					
- Owners of the parent	3,207	2,370	2,524	9,635	12,193
- Non-controlling interest	-	-	-	-	-
17. Paid up equity share capital (face value ₹ 1/-)	3,300	3,300	3,300	3,300	3,300
18. Other equity				41,913	37,046
19. Earnings per share of ₹ 1/- each (for continuing and total operations) - (not annualised)					
(a) Basic (in ₹)	1.07	0.59	0.81	2.91	3.74
(b) Diluted (in ₹)	1.07	0.59	0.81	2.91	3.74



See accompanying notes to the consolidated financial results



TRIVENI TURBINE LIMITED
Statement of consolidated assets and liabilities

(₹ in lakhs)

Particulars	As at	As at
	March 31, 2018	March 31, 2017
	Audited	Audited
ASSETS		
Non-current assets		
Property, plant and equipment	22,096	22,661
Capital work-in-progress	3,851	1,030
Intangible assets	471	529
Investments in subsidiary and joint venture	1,066	1,315
Financial assets		
i. Trade receivables	124	125
ii. Loans	2	4
iii. Other financial assets	58	54
Other non-current assets	143	1,906
Income tax assets (net)	138	127
Total non-current assets	27,949	27,751
Current assets		
Inventories	18,071	14,587
Financial assets		
i. Investments	906	401
ii. Trade receivables	20,777	15,071
iii. Cash and cash equivalents	1,154	1,770
iv. Bank balances other than cash and cash equivalents	109	11
v. Loans	22	24
vi. Other financial assets	281	750
Other current assets	5,978	3,958
	47,298	36,572
Assets classified as held for sale	26	61
Total current assets	47,324	36,633
TOTAL ASSETS	75,273	64,384
EQUITY AND LIABILITIES		
EQUITY		
Equity share capital	3,300	3,300
Other equity	41,913	37,046
Total equity	45,213	40,346
LIABILITIES		
Non-current liabilities		
Financial liabilities		
i. Borrowings	5	24
Provisions	434	541
Deferred tax liabilities (net)	775	1,088
Total non-current liabilities	1,214	1,653
Current liabilities		
Financial liabilities		
i. Borrowings	-	-
ii. Trade payables	14,645	9,437
iii. Other financial liabilities	956	1,416
Other current liabilities	11,504	9,859
Provisions	878	943
Income tax liabilities (net)	863	730
Total current liabilities	28,846	22,385
Total liabilities	30,060	24,038
TOTAL EQUITY AND LIABILITIES	75,273	64,384





TRIVENI TURBINE LIMITED

Notes to the consolidated financial results for the quarter and year ended March 31, 2018:

1. The Company primarily operates in a single reportable segment - Power Generating Equipment and Solutions.
2. Post implementation of Goods and Service Tax ("GST") with effect from July 1, 2017, revenue from operations is disclosed net of GST. Revenue from operations for the quarter and year ended March 31, 2017 includes excise duty which is now subsumed in the GST. Revenue from operations for the year ended March 31, 2018 includes excise duty up to June 30, 2017. Accordingly, revenue from operations for the quarter and year ended March 31, 2018 are not comparable with those for the quarter and year ended March 31, 2017. Further the profit after tax is not comparable due to the adoption of Hedge Accounting in current financial year as a result of which hedging gains/losses have been considered in Other Comprehensive Income as against other income/expense reported in the quarter and year ended March 31, 2017.
3. The Board of Directors has recommended payment of final dividend of 55% (₹ 0.55 per equity share of ₹ 1 each) for the financial year 2017-18, in addition to an interim dividend of ₹ 0.45 per equity share of ₹ 1 each (45%) paid earlier during the year.
4. The figure for the last quarter are the balancing figures between the audited figures in respect of the full financial year and the published year to date figures up to third quarter of the financial year.
5. The audited standalone results of the Company are available on the Company's website www.triveniturbines.com, website of BSE (www.bseindia.com) and NSE (www.nseindia.com). Summarised standalone financial performance of the Parent Company is as under :

₹ in lakhs

Particulars	Three months ended			Year ended	
	March 31, 2018 Audited	December 31, 2017 Unaudited	March 31, 2017 Audited	March 31, 2018 Audited	March 31, 2017 Audited
Revenue from operations	23986	16504	18551	74314	75372
Profit before tax	5847	2938	4334	14600	17661
Net profit after tax	3930	2100	2717	9823	11618
Total comprehensive income	3569	2543	2587	9811	11488



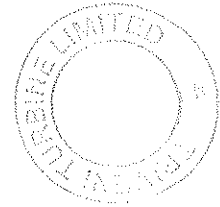

6. The above audited consolidated financial results of the Company for the quarter and year ended March 31, 2018 have been reviewed and recommended for adoption by the Audit Committee and approved by the Board of Directors of the Company at their meeting on May 22, 2018. The Statutory Auditors have carried out audit of the above financial results.
7. During the year ended March 31, 2018, the Company has consolidated its newly incorporated step down subsidiary namely Triveni Turbines Africa (PTY) Ltd.
8. The figures of the previous year under various heads have been regrouped to the extent necessary.

For Triveni Turbine Limited



Dhruv M. Sawhney
Chairman & Managing Director

Place: Noida
Date: May 22, 2018



TRIVENI TURBINE LIMITED

Regd. Office : A-44, Hosiery Complex, Phase II Extension, Noida, U.P. - 201 305
 Corp. Office : 8th Floor, Express Trade Towers, 15-16, Sector-16A, Noida, U.P - 201 301
 Website : www.triveniturbines.com
 CIN : L29110UP1995PLC041834

Statement of Consolidated Audited Financial Results for the Quarter and Year ended March 31, 2018

(₹ in lakhs, except per share data.)

Particulars	3 Months ended		Year ended	
	31-Mar-2018 (Audited)	31-Mar-2017 (Audited)	31-Mar-2018 (Audited)	31-Mar-2017 (Audited)
Total Income from Operations	24,413	18,939	75,332	76,557
Net Profit/(Loss) for the period (before Tax and Exceptional items)	5,434	4,274	14,380	18,460
Net Profit/(Loss) for the period before tax (after Exceptional items)	5,434	4,274	14,380	18,460
Net Profit/(Loss) for the period after tax (after Exceptional items)	3,538	2,662	9,599	12,355
Total Comprehensive income for the period [Comprising Profit/(Loss) for the period (after tax) and Other Comprehensive Income (after tax)]	3,207	2,524	9,635	12,193
Equity Share Capital	3,300	3,300	3,300	3,300
Other Equity	-	-	41,913	37,046
Earnings per share of ₹ 1/- each (not annualised)				
(a) Basic (in ₹)	1.07	0.81	2.91	3.74
(b) Diluted (in ₹)	1.07	0.81	2.91	3.74

Notes :

1. Summarised Standalone Audited Financial Performance of the Company is as under :

Particulars	3 Months ended		Year ended	
	31-Mar-2018 (Audited)	31-Mar-2017 (Audited)	31-Mar-2018 (Audited)	31-Mar-2017 (Audited)
Total Income from Operations	23,986	18,551	74,314	75,372
Profit/(Loss) before tax	5,847	4,334	14,600	17,661
Profit/(Loss) after tax	3,930	2,717	9,823	11,618
Total Comprehensive Income	3,569	2,587	9,811	11,488

2. Post implementation of Goods and Service Tax ("GST") with effect from July 1, 2017, revenue from operations is disclosed net of GST. Revenue from operations for the quarter and year ended March 31, 2017 includes excise duty which is now subsumed in the GST. Revenue from operations for the year ended March 31, 2018 includes excise duty up to June 30, 2017. Accordingly, revenue from operations for the quarter and year ended March 31, 2018 are not comparable with those for the quarter and year ended March 31, 2017. Further the profit after tax is not comparable due to the adoption of Hedge Accounting in current financial year as a result of which hedging gains/losses have been considered in Other Comprehensive Income as against other income/expense reported in the quarter and year ended March 31, 2017.
3. The above is an extract of the detailed format of financial results for the quarter and year ended March 31, 2018 filed with the Stock Exchanges under Regulation 33 of the SEBI (Listing and Other Disclosure Requirements) Regulations, 2015. The full format of the financial results for the quarter and year ended March 31, 2018 are available on the Stock Exchange websites (www.bseindia.com and www.nseindia.com) and on Company's website www.triveniturbines.com.
4. The Board of Directors has recommended payment of final dividend of 55% (₹ 0.55 per equity share of ₹ 1 each) for the financial year 2017-18, in addition to an interim dividend of ₹ 0.45 per equity share of ₹ 1 each (45%) paid earlier during the year.

For Triveni Turbine Limited

Place : Noida
 Date : May 22, 2018



D Sawhney

Dhruv M.Sawhney
 Chairman & Managing Director