

Financial Highlights

5-year CAGR

10.27%

Net Sales



6.45%

EBITDA



5.04%

PAT



5.14%

Earnings Per Share

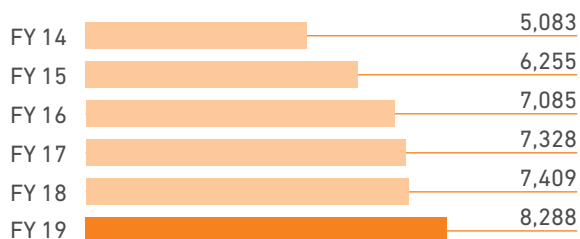


7.62%

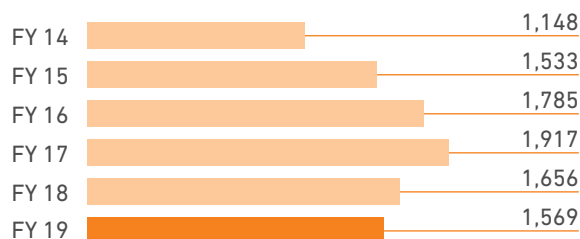
Order Booking



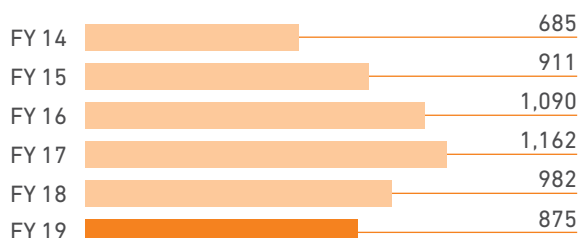
Net Sales (₹ in Million)



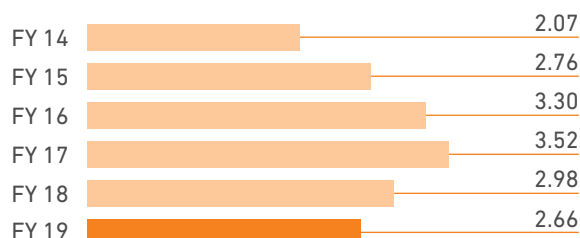
EBITDA (₹ in Million)



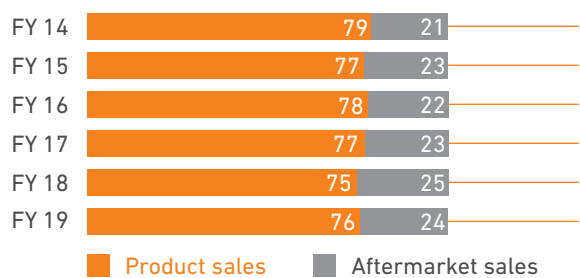
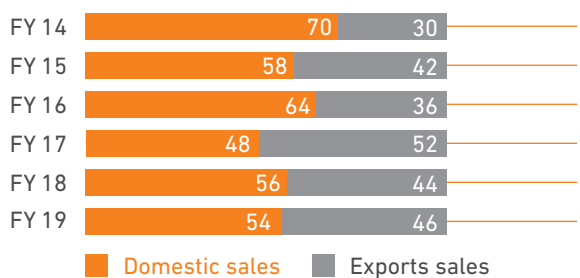
PAT (₹ in Million)



Earnings Per Share (₹/Share)



Share in Net Sales (in %)



Order Booking (₹ in Million)

